


# Worksheet for Japanese kanji practice

Read the kanji using the red letters.


十

way of reading  
jyu(じゅう)  
tou(とう)

meaning  
ten 


七

way of reading  
nana(なな)  
nana(ななつ)

meaning  
seven 


四

way of reading  
yon(よん)  
yo(よっつ)

meaning  
four 


一

way of reading  
ichi(いち)  
hito(ひとつ)

meaning  
one 


木

way of reading  
ki(き)  
moku(もく)

meaning  
tree 


子

way of reading  
ko(こ)  
shi(し)

meaning  
child 


八

way of reading  
hachi(はち)  
ya(やっつ)

meaning  
eight 


五

way of reading  
go(ご)  
itsu(いつつ)

meaning  
five 


二

way of reading  
ni(に)  
futa(ふたつ)

meaning  
two 

大

way of reading  
dai(だい)  
oo(おおきい)

meaning  
big 

空

way of reading  
sora(そら)  
a(あく)

meaning  
sky 


九

way of reading  
kyu(きゅう)  
kokono(このつ)

meaning  
nine 


六

way of reading  
roku(ろく)  
mu(むっつ)

meaning  
six 

三

way of reading  
san(さん)  
mi(みっつ)

meaning  
three 

小

way of reading  
sho(しょう)  
chii(ちいさい)

meaning  
small 